

Rely+On™ PeraSafe™

LANXESS

High Level Disinfectant for use with Medical Devices
For use on invasive and non-invasive medical devices.

Applications and instructions for use

These instructions for use (IFU) should be read in conjunction with the product label and SDS.

Rely+On™ PeraSafe™ is for use on rigid and flexible endoscopes, catheters, transducers and other thermolabile instruments and equipment. For a list of manufacturer approvals, contact your local representative.

Not to be used on materials constructed of copper, brass, mild steel, natural rubber, nitrile rubber, natural dental bristle brushes or EPDM rubber.

Always wear suitable eye protection when handling powder and in-use solutions of Rely+On™ PeraSafe™. Where contact with dusts of the powder are foreseen, ensure adequate ventilation and/or respiratory protection (e.g. surgical mask).

Rely+On™ PeraSafe™ solutions can be used for up to 20 immersions or 12 hours, whichever is first

Instruments should be thoroughly pre-cleaned with a medical grade pH-neutral detergent to remove all visible soiling, followed by a thorough rinse with water to remove all detergent prior to disinfection with Rely+On™ PeraSafe™. Ensure all surfaces of the equipment are in contact with the solution.

Heavily soiled instruments may give faster degradation of the peracetic acid level present, this may result in a reduction of the maximum number of immersions.

Composition: Active substance; peracetic acid, generated in-situ (c. 0.25% w/v at 16.2 g/litre); surfactants; corrosion inhibitor; excipients.



Rely+On™ PeraSafe™ should be stored in the sealed original container, preferably at temperatures not exceeding 25°C and a 60% relative humidity. Storage for short periods at temperatures not exceeding 30 °C and 65% relative humidity will not affect product performance.

Prepare only at the labelled concentration of -16.2 g/litre. Do NOT make up over-strength solutions which are subsequently diluted.

A measuring cap is provided as a guide. However, due to natural variances in powder bulk density, the accuracy of the cap should always be validated for each new pack opened.

Rely+On™ PeraSafe™

LANXESS

High Level Disinfectant for use with Medical Devices
For use on invasive and non-invasive medical devices.

Applications and instructions for use

These instructions for use (IFU) should be read in conjunction with the product label and SDS.

Rely+On™ PeraSafe™ is for use on rigid and flexible endoscopes, catheters, transducers and other thermolabile instruments and equipment. For a list of manufacturer approvals, contact your local representative.

Not to be used on materials constructed of copper, brass, mild steel, natural rubber, nitrile rubber, natural dental bristle brushes or EPDM rubber.


Always wear suitable eye protection when handling powder and in-use solutions of Rely+On™ PeraSafe™. Where contact with dusts of the powder are foreseen, ensure adequate ventilation and/or respiratory protection (e.g. surgical mask).

Rely+On™ PeraSafe™ solutions can be used for up to 20 immersions or 12 hours, whichever is first

Instruments should be thoroughly pre-cleaned with a medical grade pH-neutral detergent to remove all visible soiling, followed by a thorough rinse with water to remove all detergent prior to disinfection with Rely+On™ PeraSafe™. Ensure all surfaces of the equipment are in contact with the solution.

Heavily soiled instruments may give faster degradation of the peracetic acid level present, this may result in a reduction of the maximum number of immersions.

Composition: Active substance; peracetic acid, generated in-situ (c. 0.25% w/v at 16.2 g/litre); surfactants; corrosion inhibitor; excipients.



Rely+On™ PeraSafe™ should be stored in the sealed original container, preferably at temperatures not exceeding 25°C and a 60% relative humidity. Storage for short periods at temperatures not exceeding 30 °C and 65% relative humidity will not affect product performance.

Prepare only at the labelled concentration of -16.2 g/litre. Do NOT make up over-strength solutions which are subsequently diluted.

A measuring cap is provided as a guide. However, due to natural variances in powder bulk density, the accuracy of the cap should always be validated for each new pack opened.

Rely+On™ PeraSafe™

LANXESS

High Level Disinfectant for use with Medical Devices
For use on invasive and non-invasive medical devices.

Applications and instructions for use

These instructions for use (IFU) should be read in conjunction with the product label and SDS.

Rely+On™ PeraSafe™ is for use on rigid and flexible endoscopes, catheters, transducers and other thermolabile instruments and equipment. For a list of manufacturer approvals, contact your local representative.

Not to be used on materials constructed of copper, brass, mild steel, natural rubber, nitrile rubber, natural dental bristle brushes or EPDM rubber.

Always wear suitable eye protection when handling powder and in-use solutions of Rely+On™ PeraSafe™. Where contact with dusts of the powder are foreseen, ensure adequate ventilation and/or respiratory protection (e.g. surgical mask).

Rely+On™ PeraSafe™ solutions can be used for up to 20 immersions or 12 hours, whichever is first

Instruments should be thoroughly pre-cleaned with a medical grade pH-neutral detergent to remove all visible soiling, followed by a thorough rinse with water to remove all detergent prior to disinfection with Rely+On™ PeraSafe™. Ensure all surfaces of the equipment are in contact with the solution.

Heavily soiled instruments may give faster degradation of the peracetic acid level present, this may result in a reduction of the maximum number of immersions.

Composition: Active substance; peracetic acid, generated in-situ (c. 0.25% w/v at 16.2 g/litre); surfactants; corrosion inhibitor; excipients.



Rely+On™ PeraSafe™ should be stored in the sealed original container, preferably at temperatures not exceeding 25°C and a 60% relative humidity. Storage for short periods at temperatures not exceeding 30 °C and 65% relative humidity will not affect product performance.

Prepare only at the labelled concentration of -16.2 g/litre. Do NOT make up over-strength solutions which are subsequently diluted.

A measuring cap is provided as a guide. However, due to natural variances in powder bulk density, the accuracy of the cap should always be validated for each new pack opened.

Rely+On™ PeraSafe™

LANXESS

High Level Disinfectant for use with Medical Devices
For use on invasive and non-invasive medical devices.

Applications and instructions for use

These instructions for use (IFU) should be read in conjunction with the product label and SDS.

Rely+On™ PeraSafe™ is for use on rigid and flexible endoscopes, catheters, transducers and other thermolabile instruments and equipment. For a list of manufacturer approvals, contact your local representative.

Not to be used on materials constructed of copper, brass, mild steel, natural rubber, nitrile rubber, natural dental bristle brushes or EPDM rubber.

Always wear suitable eye protection when handling powder and in-use solutions of Rely+On™ PeraSafe™. Where contact with dusts of the powder are foreseen, ensure adequate ventilation and/or respiratory protection (e.g. surgical mask).

Rely+On™ PeraSafe™ solutions can be used for up to 20 immersions or 12 hours, whichever is first

Instruments should be thoroughly pre-cleaned with a medical grade pH-neutral detergent to remove all visible soiling, followed by a thorough rinse with water to remove all detergent prior to disinfection with Rely+On™ PeraSafe™. Ensure all surfaces of the equipment are in contact with the solution.

Heavily soiled instruments may give faster degradation of the peracetic acid level present, this may result in a reduction of the maximum number of immersions.

Composition: Active substance; peracetic acid, generated in-situ (c. 0.25% w/v at 16.2 g/litre); surfactants; corrosion inhibitor; excipients.



Rely+On™ PeraSafe™ should be stored in the sealed original container, preferably at temperatures not exceeding 25°C and a 60% relative humidity. Storage for short periods at temperatures not exceeding 30 °C and 65% relative humidity will not affect product performance.

Prepare only at the labelled concentration of -16.2 g/litre. Do NOT make up over-strength solutions which are subsequently diluted.

A measuring cap is provided as a guide. However, due to natural variances in powder bulk density, the accuracy of the cap should always be validated for each new pack opened.

Preparation and use of activated Rely+On™ PeraSafe™ solution for instrument disinfection

The performance and safety of Rely+On™ PeraSafe™ has been validated under the conditions of use described within this document. Always follow the instructions to ensure correct operation of the product.

Rely+On™ PeraSafe™ is effective against bacteria, bacterial spores, mycobacteria, viruses and yeasts, with a contact time of 10 minutes.

Preparation and use of Rely+On™ PeraSafe™ solution (1.62% w/v)

1. Weigh using an appropriate balance 16.2 g of Rely+On™ PeraSafe™ powder per 1 litre of lukewarm water (30-35°C). Do not prepare solutions of less than 1 Litre.
2. Activation takes 15 minutes. Stir periodically throughout this activation period. Solution becomes colourless after around 30 minutes. A small amount of undissolved material is expected.
3. Rely+On™ PeraSafe™ solutions should be used and stored at room temperature (20 ± 5°C). However, Rely+On™ PeraSafe™ can be used immediately after activation as the solution cools to room temperature.
4. Rely+On™ PeraSafe™ solution may be used in a static bath. Immerse instruments for exactly 10 minutes, after which they must be thoroughly rinsed in sterile water, being sure to remove all traces of the Rely+On™ PeraSafe™ solution, then dried.

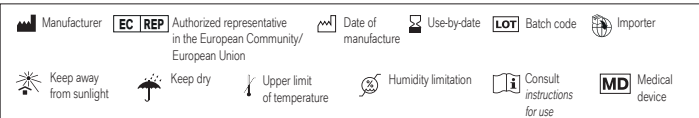
It is recommended that Rely+On™ PeraSafe™ solutions are not prepared more than one hour prior to usage. Used Rely+On™ PeraSafe™ solution may be discarded, without special precautions, in the normal liquid waste disposal system in accordance with local authority regulations.

 Antec International Limited
Windham Road, Sudbury, CO10 2XD, UK
Tel (for technical enquiries):
+44 (0) 1787 377305

**Emergency Tel Number: +49 214 30 99300
(Size CHEMPARK Leverkusen)**

 Emergo Europe, Prinsessegracht 20,
2514 AP The Hague, The Netherlands





© 2022 LANXESS. Rely+On PeraSafe™, LANXESS™ and the LANXESS Logo are trademarks of LANXESS Deutschland GmbH or its affiliates. All trademarks are registered in many countries worldwide.

57782701/Psafe/IFU/06.07.22/Z

Preparation and use of activated Rely+On™ PeraSafe™ solution for instrument disinfection

The performance and safety of Rely+On™ PeraSafe™ has been validated under the conditions of use described within this document. Always follow the instructions to ensure correct operation of the product.

Rely+On™ PeraSafe™ is effective against bacteria, bacterial spores, mycobacteria, viruses and yeasts, with a contact time of 10 minutes.


Preparation and use of Rely+On™ PeraSafe™ solution (1.62% w/v)

1. Weigh using an appropriate balance 16.2 g of Rely+On™ PeraSafe™ powder per 1 litre of lukewarm water (30-35°C). Do not prepare solutions of less than 1 Litre.
2. Activation takes 15 minutes. Stir periodically throughout this activation period. Solution becomes colourless after around 30 minutes. A small amount of undissolved material is expected.
3. Rely+On™ PeraSafe™ solutions should be used and stored at room temperature (20 ± 5°C). However, Rely+On™ PeraSafe™ can be used immediately after activation as the solution cools to room temperature.
4. Rely+On™ PeraSafe™ solution may be used in a static bath. Immerse instruments for exactly 10 minutes, after which they must be thoroughly rinsed in sterile water, being sure to remove all traces of the Rely+On™ PeraSafe™ solution, then dried.

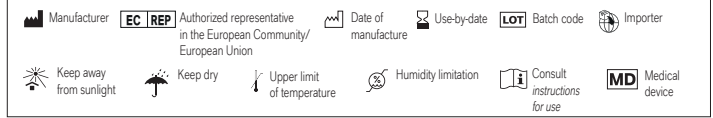
It is recommended that Rely+On™ PeraSafe™ solutions are not prepared more than one hour prior to usage. Used Rely+On™ PeraSafe™ solution may be discarded, without special precautions, in the normal liquid waste disposal system in accordance with local authority regulations.

 Antec International Limited
Windham Road, Sudbury, CO10 2XD, UK
Tel (for technical enquiries):
+44 (0) 1787 377305

**Emergency Tel Number: +49 214 30 99300
(Size CHEMPARK Leverkusen)**

 Emergo Europe, Prinsessegracht 20,
2514 AP The Hague, The Netherlands





© 2022 LANXESS. Rely+On PeraSafe™, LANXESS™ and the LANXESS Logo are trademarks of LANXESS Deutschland GmbH or its affiliates. All trademarks are registered in many countries worldwide.

57782701/Psafe/IFU/06.07.22/Z

Preparation and use of activated Rely+On™ PeraSafe™ solution for instrument disinfection

The performance and safety of Rely+On™ PeraSafe™ has been validated under the conditions of use described within this document. Always follow the instructions to ensure correct operation of the product.

Rely+On™ PeraSafe™ is effective against bacteria, bacterial spores, mycobacteria, viruses and yeasts, with a contact time of 10 minutes.


Preparation and use of Rely+On™ PeraSafe™ solution (1.62% w/v)

1. Weigh using an appropriate balance 16.2 g of Rely+On™ PeraSafe™ powder per 1 litre of lukewarm water (30-35°C). Do not prepare solutions of less than 1 Litre.
2. Activation takes 15 minutes. Stir periodically throughout this activation period. Solution becomes colourless after around 30 minutes. A small amount of undissolved material is expected.
3. Rely+On™ PeraSafe™ solutions should be used and stored at room temperature (20 ± 5°C). However, Rely+On™ PeraSafe™ can be used immediately after activation as the solution cools to room temperature.
4. Rely+On™ PeraSafe™ solution may be used in a static bath. Immerse instruments for exactly 10 minutes, after which they must be thoroughly rinsed in sterile water, being sure to remove all traces of the Rely+On™ PeraSafe™ solution, then dried.

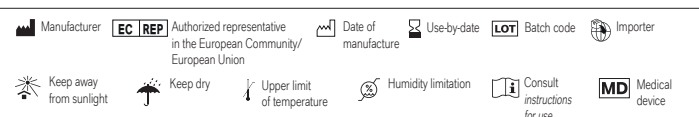
It is recommended that Rely+On™ PeraSafe™ solutions are not prepared more than one hour prior to usage. Used Rely+On™ PeraSafe™ solution may be discarded, without special precautions, in the normal liquid waste disposal system in accordance with local authority regulations.

 Antec International Limited
Windham Road, Sudbury, CO10 2XD, UK
Tel (for technical enquiries):
+44 (0) 1787 377305

**Emergency Tel Number: +49 214 30 99300
(Size CHEMPARK Leverkusen)**

 Emergo Europe, Prinsessegracht 20,
2514 AP The Hague, The Netherlands





© 2022 LANXESS. Rely+On PeraSafe™, LANXESS™ and the LANXESS Logo are trademarks of LANXESS Deutschland GmbH or its affiliates. All trademarks are registered in many countries worldwide.

57782701/Psafe/IFU/06.07.22/Z

Preparation and use of activated Rely+On™ PeraSafe™ solution for instrument disinfection

The performance and safety of Rely+On™ PeraSafe™ has been validated under the conditions of use described within this document. Always follow the instructions to ensure correct operation of the product.

Rely+On™ PeraSafe™ is effective against bacteria, bacterial spores, mycobacteria, viruses and yeasts, with a contact time of 10 minutes.

Preparation and use of Rely+On™ PeraSafe™ solution (1.62% w/v)

1. Weigh using an appropriate balance 16.2 g of Rely+On™ PeraSafe™ powder per 1 litre of lukewarm water (30-35°C). Do not prepare solutions of less than 1 Litre.
2. Activation takes 15 minutes. Stir periodically throughout this activation period. Solution becomes colourless after around 30 minutes. A small amount of undissolved material is expected.
3. Rely+On™ PeraSafe™ solutions should be used and stored at room temperature (20 ± 5°C). However, Rely+On™ PeraSafe™ can be used immediately after activation as the solution cools to room temperature.
4. Rely+On™ PeraSafe™ solution may be used in a static bath. Immerse instruments for exactly 10 minutes, after which they must be thoroughly rinsed in sterile water, being sure to remove all traces of the Rely+On™ PeraSafe™ solution, then dried.

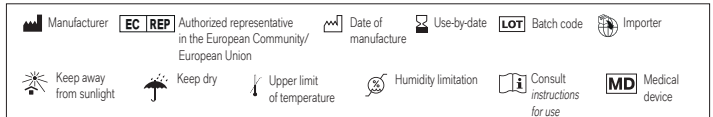
It is recommended that Rely+On™ PeraSafe™ solutions are not prepared more than one hour prior to usage. Used Rely+On™ PeraSafe™ solution may be discarded, without special precautions, in the normal liquid waste disposal system in accordance with local authority regulations.

 Antec International Limited
Windham Road, Sudbury, CO10 2XD, UK
Tel (for technical enquiries):
+44 (0) 1787 377305

**Emergency Tel Number: +49 214 30 99300
(Size CHEMPARK Leverkusen)**

 Emergo Europe, Prinsessegracht 20,
2514 AP The Hague, The Netherlands





© 2022 LANXESS. Rely+On PeraSafe™, LANXESS™ and the LANXESS Logo are trademarks of LANXESS Deutschland GmbH or its affiliates. All trademarks are registered in many countries worldwide.

57782701/Psafe/IFU/06.07.22/Z