



**LANXESS**  
Energizing Chemistry

# LANXESS – Q1 2024 Roadshow

Trend turns positive – measures take grip and the industry softly improves

Matthias Zachert, CEO

Oliver Stratmann, CFO

# Safe harbor statement



The information included in this presentation is being provided for informational purposes only and does not constitute an offer to sell, or a solicitation of an offer to purchase, securities of LANXESS AG. No public market exists for the securities of LANXESS AG in the United States.

This presentation contains certain forward-looking statements, including assumptions, opinions, expectations and views of the company or cited from third party sources. Various known and unknown risks, uncertainties and other factors could cause the actual results, financial position, development or performance of LANXESS AG to differ materially from the estimations expressed or implied herein. LANXESS AG does not guarantee that the assumptions underlying such forward-looking statements are free from errors, nor does it accept any responsibility for the future accuracy of the opinions expressed in this presentation or the actual occurrence of the forecast developments. No representation or warranty (expressed or implied) is made as to, and no reliance should be placed on, any information, estimates, targets and opinions contained herein, and no liability whatsoever is accepted as to any errors, omissions or misstatements contained herein, and accordingly, no representative of LANXESS AG or any of its affiliated companies or any of such person's officers, directors or employees accepts any liability whatsoever arising directly or indirectly from the use of this document.

# Agenda

**1 Building a stronger sustainable portfolio**

**2 We are taking action: FORWARD! and cash flow**

**3 Financial and business details Q1 2024**



# LANXESS built a portfolio with three strong pillars – laying the strategic foundation for future growth

## Portfolio transformation achieved in a timely and focused manner

### Consumer Protection

Growth profile: GDP+

### Specialty Additives

Growth profile: ~GDP

### Advanced Intermediates

Growth profile: ~GDP

### Setup for operational success

- Leading among the top 3 globally in growing niche markets
- Balanced portfolio without dependency on single industry
- Focus on path to a solid balance sheet and high cash flow; harvesting from new portfolio
- Strong platform to grow in the US & Asia



Leading ESG position with goals embedded in management incentive and financing



# LANXESS is operationally well positioned to participate in demand recovery

## Current levers to deliver

- Lean cost base: Restructuring program leading to €150 m annual savings by 2025
- Geared to benefit from recovery, utilization in 2023 at 58 % only
- Currently no growth CAPEX required to participate in demand recovery

## Excellent financing backbone

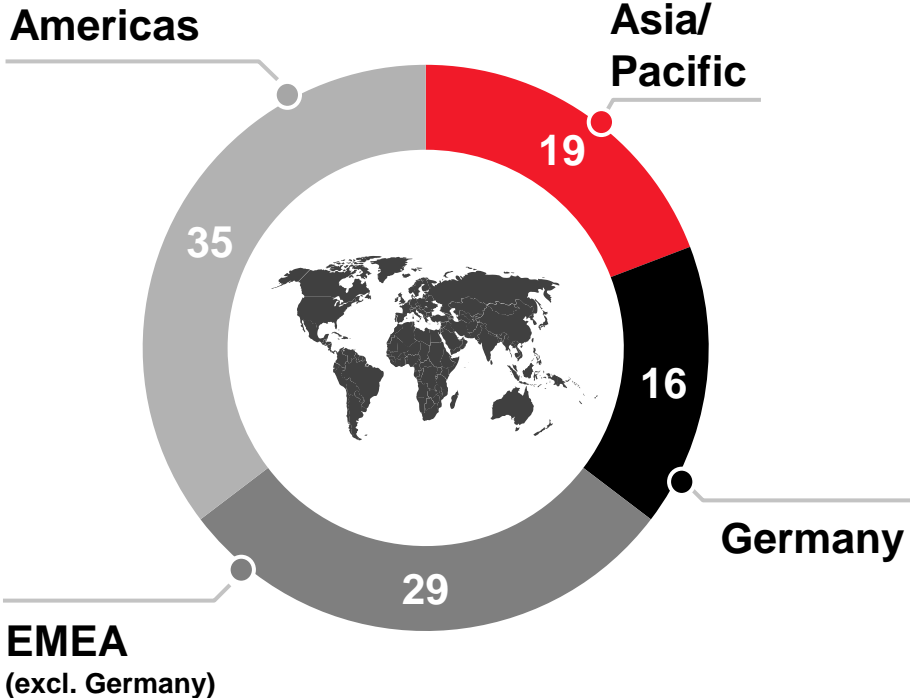
- No covenants and ample liquidity
- Fixed  $\emptyset$  interest rate of 1.0 % on outstanding bonds; No maturity until May 2025, already pre-financed
- Deleveraging organically and via divestitures (remaining polymer business)



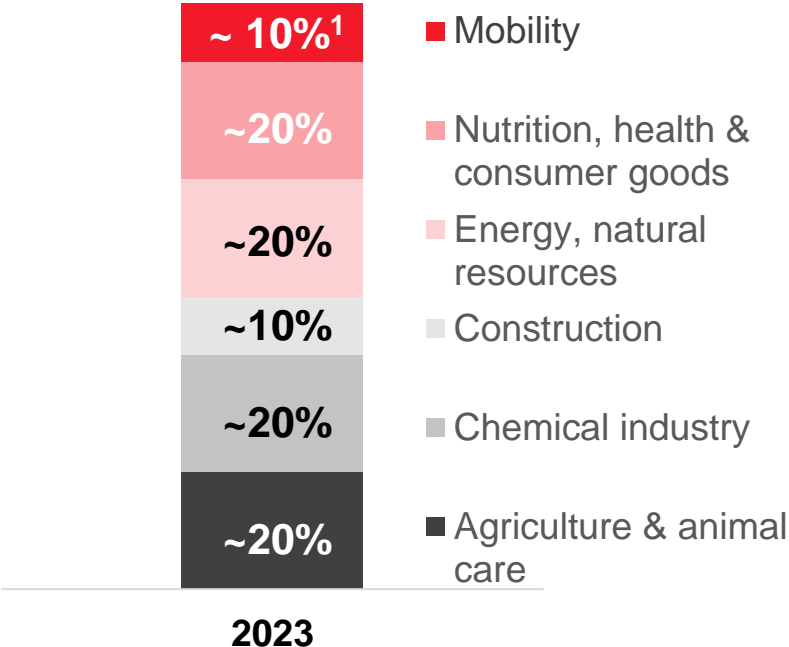
**EBITDA pre expected to grow by 10 – 20 % in 2024 (incl. BU URE)**

# LANXESS' portfolio is balanced across regions and end-markets

FY 2023 sales by region [%]



FY 2023 sales end-market exposure



<sup>1</sup> Includes sales in the automotive, aviation and shipping industries including relevant electronic components

# Our product portfolio is aligned with our sustainability strategy



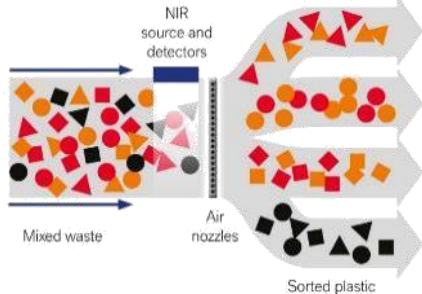
## Available: Sustainable products (BU F&F)

Customers have the choice: F&F offering majority of its portfolio in two alternatives - regular and sustainable



## Available: Enabling recycling (BU IPG)

BAYFERROX® 303 T makes black plastic detectable by recycling machines (usually not possible)

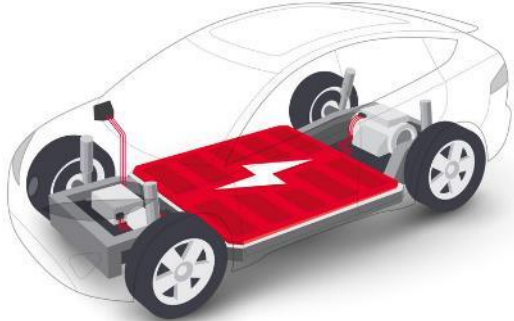


LEWATIT® adsorber enable direct air capture of CO<sub>2</sub>



## New market: Direct air capture (BU LPT)

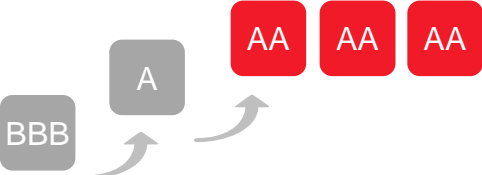
Immersion cooling fluids enable fast-charging of electric vehicle batteries by removing excess heat



## New product: Battery technology (BU LAB)

# Leading ESG rating providers honor our performance

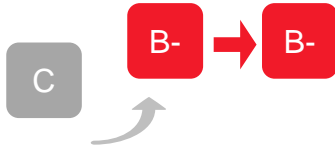
**MSCI**  
ESG RATINGS



Rating recently confirmed

2<sup>nd</sup> highest category for 3<sup>rd</sup> time  
Convincing climate strategy and efforts to reduce water use


**ISS ESG**



Rating recently confirmed

Prime status since 2020  
Top 10%

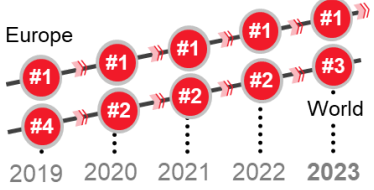
**CDP**  
DISCLOSURE INSIGHT ACTION



Rating recently confirmed

In total, 7 times on Climate A list (among top 2%), 5<sup>th</sup> time in a row  
2<sup>nd</sup> time A- rating for water disclosure

**Dow Jones Sustainability Indices**  
Powered by the S&P Global CSA



Rating recently updated

Top 10% in DJSI World (13<sup>th</sup> year)  
DJSI Europe (7<sup>th</sup> year)  
Sustainability Yearbook member

**We are rewarded for our efforts on sustainability that go beyond the must-haves**

**Bloomberg**  
Gender-Equality Index  
2023



3<sup>rd</sup> time in a row

**ecovadis**  
Sustainability Rating  
2023  
PLATINUM Top 1%



3<sup>rd</sup> time in a row

**MOODY'S**  
ANALYTICS<sup>1</sup>

**SUSTAINALYTICS**



<sup>1</sup> Formerly known as Vigeo Eiris



# Agenda

**1 Building a stronger sustainable portfolio**

**2 We are taking action: FORWARD! and cash flow**

**3 Financial and business details Q1 2024**



# FORWARD! program on track

Savings of FORWARD! program have been confirmed and are in execution

## Progress

- Majority of contracts for FTE reduction signed
- Measure implementation according to plan
- Savings realization fully on track

**~€150 m**

total recurring savings

	2024	2025
Savings	~€90 m	~€60 m
Cash-outs	~€50 m	~€30 m
FTEs*	~870 globally	

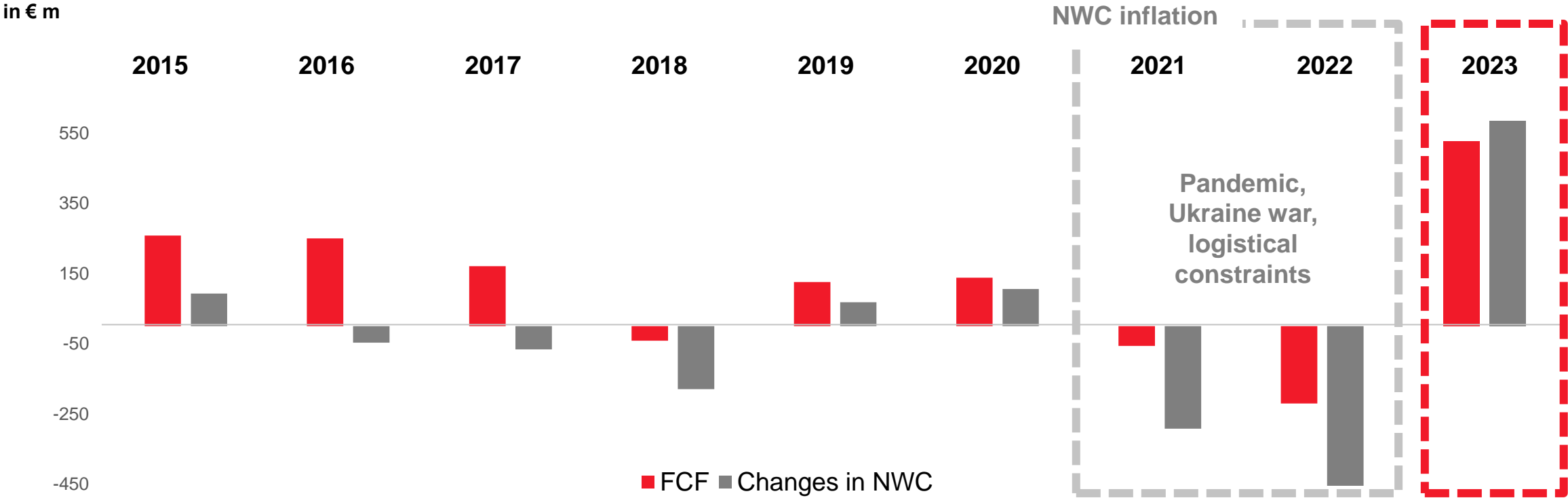
Sustainable improvement of our cost base

\* FTEs: full-time equivalents

# Strong recovery of free cash flow driven by strict working capital management and steering of capex



## Significant reduction of net working capital in 2023



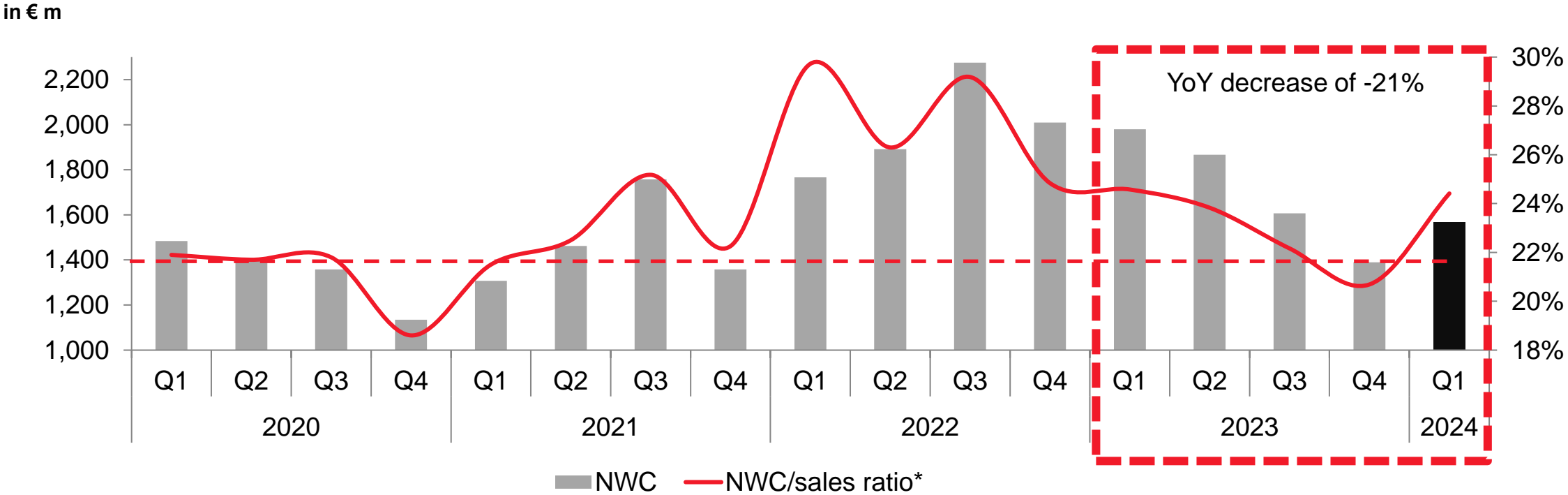
## Improved business set-up as solid base for future free cash flow

FCF = Operating cash flow (continuing operations) minus capex as reported

# Continuous net working capital reduction – Q1 build up in line with usually seasonal development



**Significant reduction of net working capital since peak in Q3 2022**



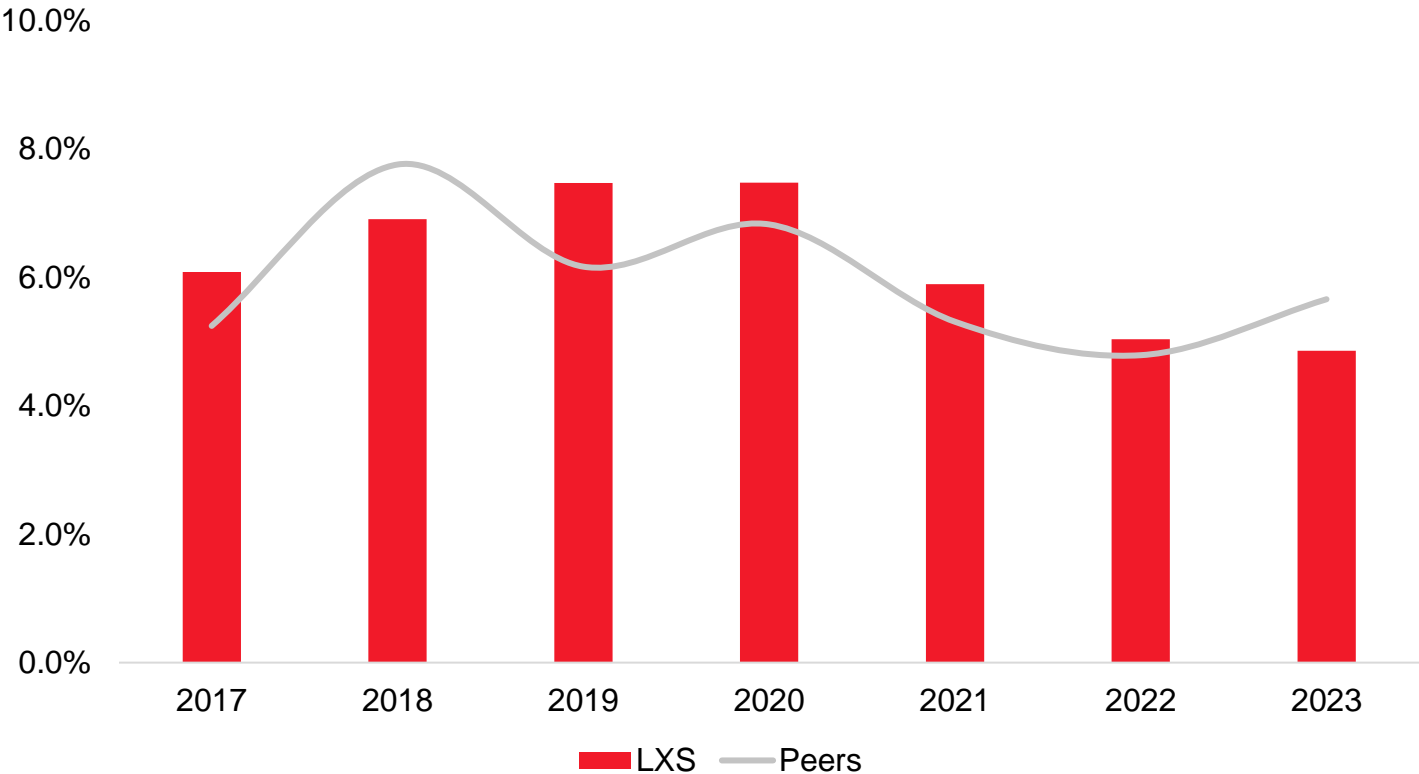
**Lower net working capital as lever for cash generation**

\* Net working capital to sales ratio

# LANXESS' structural capex requirements have been reduced in the last years



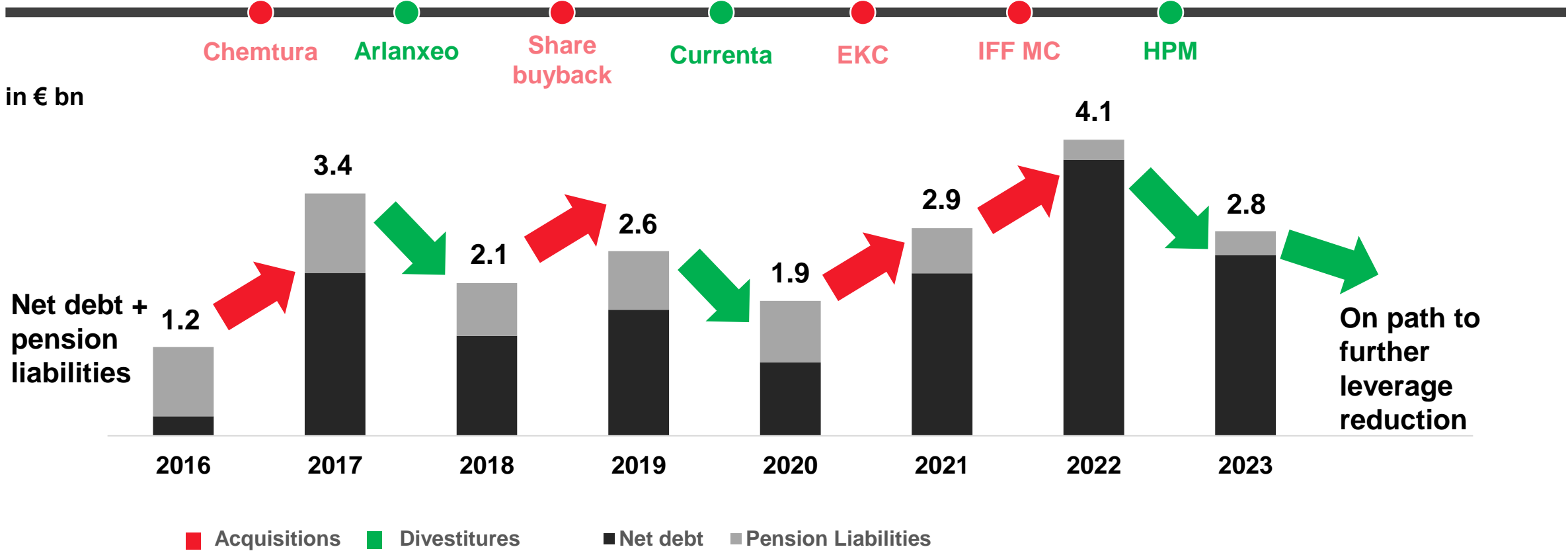
**LANXESS capex spendings in relation to sales is on average above those of peers**



- LANXESS can reduce capex to market level due to less capex intensive asset base
- In current situation and due to low utilization, no need for growth capex
- In 2023, LANXESS capex ratio below those of peers due to low sales volume

**Current platform with excellent set-up**

# We have a proven track record of de-leveraging after acquisitions



On path to further leverage reduction

**Rating agencies support our de-leveraging plan**

Net debt defined as net debt incl. total financial assets; pension liabilities defined as pension obligation minus pension assets minus deferred tax assets

# Agenda

**1 Building a stronger sustainable portfolio**

**2 We are taking action: FORWARD! and cash flow**

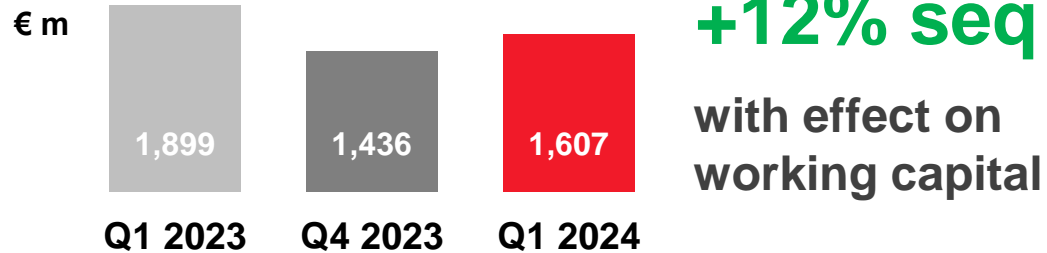
**3 Financial and business details Q1 2024**




# Q1 performance sequentially improved but still below Q1 2023 – bottom reached

## Demand improving

### Sales



### EBITDA pre



### Implementation of cost savings

As planned



### Urethanes divestment process

Well on track





# First signs of volume improvements visible, however agro destocking weighs on Consumer Protection

**Sales increase 12% sequentially, driven by 13% higher volumes and only slight price declines**

Sequential development	Sales	EBITDA pre		
		Q4/23	Q1/24	
		[€ m]		
<b>Consumer Protection</b> 	<b>+0%</b>	50	49	-2%
Demand increase in other markets almost offsets agro destocking				
<b>Specialty Additives</b> 	<b>+15%</b>	41	48	<b>+17%</b>
Improved demand in other industries overcompensates construction softness				
<b>Advanced Intermediates</b> 	<b>+25%</b>	24	37	<b>+54%</b>
Demand picks up in many markets. Broad customer industries support				

# LANXESS Group: Q1 EBITDA bottoming out, operational improvement visible



## Volume increase in Advanced Intermediates

[€ m]	2023		2024	Δ YOY
	Q1	Q4	Q1	
Sales	1,899	1,436	1,607	-15%
EBITDA pre	189	97	101	-47%
Margin	10.0%	6.8%	6.3%	
Capex	59	132	39	-34%



Price **-9%**   Volume **-5%**   FX **-1%**   Portfolio **0%**

Total **-15%**

Q1 Sales vs. PY

- Lower sales prices driven by pass through of input costs
- While volumes picked up sequentially, yoy comparison reflects still stronger Q1 of previous year
- EBITDA pre and margin declined on basis of lower prices and volumes; ramp up of structural savings does not yet outweigh reduction of temporary savings

# Ample liquidity of more than €2 bn available amidst ongoing debt reduction

## Solid financing framework

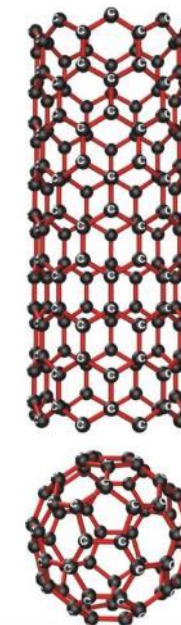
**No maturities until May 2025 – already prefinanced!**

**No financial covenants**

**Ø interest rate of financial liabilities at ~1.0%**


### **Actions taken:**

Program FORWARD!, dividend reduction & divestment of BU Urethanes already initiated to decrease debt




**Track record in reducing leverage after acquisitions**

# FY 2024 guidance: EBITDA pre expected to increase by 10-20%



## Our view on economic environment

- Demand has stabilized and is starting to pick up
- Burden from agro customers' destocking continues



## LANXESS outlook

- **FY guidance: EBITDA pre expected to grow by 10-20% (incl. BU URE)**
- EBITDA pre expected to sequentially increase in Q2 and Q3, with normal seasonality in Q4
- **Continued focus on cash generation**
  - Balanced working capital approach
  - Strong capex discipline



# Consumer Protection: EBITDA stable sequentially

**Agro-destocking is sequentially offset by pick-up in other markets**

[€ m]	2023		2024	Δ YoY
	Q1	Q4	Q1	
Sales	647	508	509	-21%
EBITDA pre	94	50	49	-48%
Margin	14.5%	9.8%	9.6%	
Capex	17	34	12	-29%

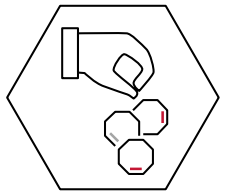


Price	Volume	FX	Portfolio
<b>-5%</b>	<b>-16%</b>	<b>-1%</b>	<b>0%</b>

**Total -21%**

**Q1 Sales vs. PY**

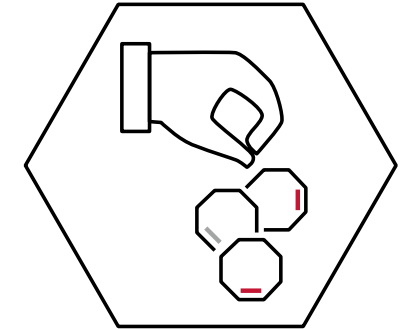
- YoY volume decline in all BUs, mainly in BU SGO due to intensified agro destocking and F&F still limited by steam supply outage
- Massive agro-destocking is sequentially offset by pick-up in other markets
- EBITDA pre and margin decline based on lower volumes, especially for agro end market



# Specialty Additives: Moderate pick-up sequentially

**Sequentially improving despite construction weakness**

[€ m]	2023		2024	Δ YoY
	Q1	Q4	Q1	
Sales	664	492	566	-15%
EBITDA pre	98	41	48	-51%
Margin	14.8%	8.3%	8.5%	
Capex	23	45	14	-39%

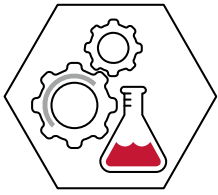


Price	Volume	FX	Portfolio
<b>-10%</b>	<b>-4%</b>	<b>-1%</b>	<b>0%</b>

**Total -15%**

**Q1 Sales vs. PY**

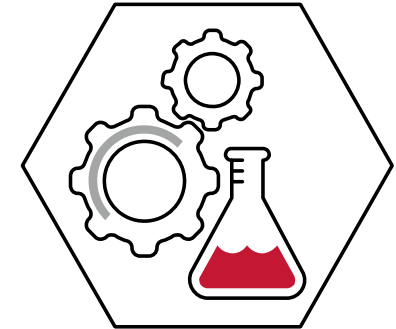
- Lower prices in all BUs, mainly due to pass through and market weakness
- Slightly lower volumes reflect continued weakness in construction
- Sequentially all BUs with increasing sales
- EBITDA pre and margin compared against still relatively strong previous year especially for flame retardants



# Advanced Intermediates: Meaningful sequential volume improvement

**Volumes increase also year-over-year**

[€ m]	2023		2024	Δ YoY
	Q1	Q4	Q1	
Sales	516	372	465	-10%
EBITDA pre	44	24	37	-16%
Margin	8.5%	6.5%	8.0%	
Capex	16	29	11	-31%



Price **-14%** Volume **+5%** FX **0%** Portfolio **0%**

Total **-10%**

Q1 Sales vs. PY

- Sales decline due to price pass through clauses as input costs normalize
- Volumes have turned positive, additionally supported by customers' re-stocking for BU Inorganic Pigments
- EBITDA pre and margin remain unsatisfactory but start to improve

# Q1 EBITDA pre below prior year due to agro destocking and weak construction business

P&L [€ m]*	Q1/2023		Q1/2024		yoy
Sales	1,899	(100%)	1,607	(100%)	-15%
Cost of sales	-1,463	(-77%)	-1,327	(-83%)	9%
Selling	-276	(-15%)	-223	(-14%)	19%
G&A	-71	(-4%)	-68	(-4%)	4%
R&D	-27	(-1%)	-28	(-2%)	-4%
Financial result	-21		-62		>-100%
<b>Net Income</b>	<b>-44</b>		<b>-98</b>		<b>&gt;-100%</b>
<b>Adjust. EPS (cont.) [€]</b>	<b>0.63</b>		<b>-0.09</b>		<b>&gt;-100%</b>
EBITDA	171	(9%)	83	(5%)	-51%
thereof except.	18	(1%)	18	(1%)	0%
<b>EBITDA pre except.</b>	<b>189</b>	<b>(10%)</b>	<b>101</b>	<b>(6.3%)</b>	<b>-47%</b>

- Sales decline primarily due to pass through of lower raw material and energy prices
- Reduced selling expenses reflect lower volumes and logistic costs
- Improved G&A costs include FORWARD! savings
- Financial result contains effect from Envalor's at-equity contribution which has been included since 1<sup>st</sup> April 2023

\* All figures from continuing operations only – except net income



# Free cash flow held back by operating result and volume driven increase in receivables

Cash flow [€ m]*	Q1/2023	Q1/2024	Δ
<b>Profit before tax</b>	<b>13</b>	<b>-119</b>	<b>-132</b>
Depreciation & amortization	137	140	3
Result from investments accounted for using the equity method	-1	46	47
Financial Result	24	11	-13
Income taxes	-10	-1	9
Changes in other assets & liab.	0	41	41
Changes in working capital	8	-166	-174
<b>Operating cash flow</b>	<b>171</b>	<b>-48</b>	<b>-219</b>
Capex	-59	-39	20
<b>Free cash flow</b>	<b>112</b>	<b>-87</b>	<b>-199</b>

- Profit before tax decreased due to weaker operational performance and non-cash effect from Envalor's at-equity contribution
- Changes in other assets and liabilities amongst others driven by built-up of personnel provisions
- Increase in working capital mainly results from typical seasonal increase in receivables driven by higher sales at the end of the quarter
- Capex significantly reduced

\* Applies to continuing operations; Free cash flow = Operating cash flow minus Capex

# Continued solid equity ratio

Balance sheet [€ m]	31.12.2023	31.03.2024
<b>Total assets</b>	<b>9,688</b>	<b>9,711</b>
Equity	4,530	4,561
<b>Equity ratio</b>	<b>47%</b>	<b>47%</b>
<b>Net financial debt<sup>1</sup></b>	<b>2,498</b>	<b>2,609</b>
<b>Pension provisions</b>	<b>498</b>	<b>462</b>
<b>Net working capital</b>	<b>1,389</b>	<b>1,568</b>
DSI (in days) <sup>2</sup>	85	76
DSO (in days) <sup>3</sup>	38	46
Net working capital / sales <sup>4</sup>	21	24

- Stable total assets and equity
- Slight increase in net financial debt reflects operating result and working capital increase
- Working capital to sales ratio impacted by typical seasonal higher sales and respective receivables at the end of the quarter
- Decline in pension provisions in line with slight increase in interest rate

<sup>1</sup> Deducting cash, cash equivalents, near cash assets

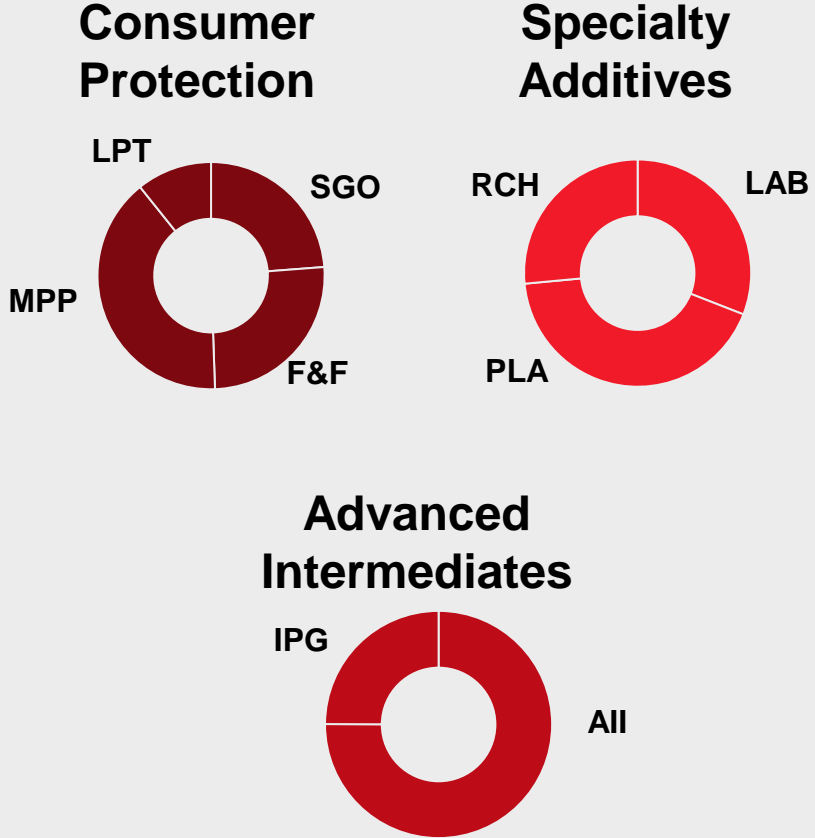
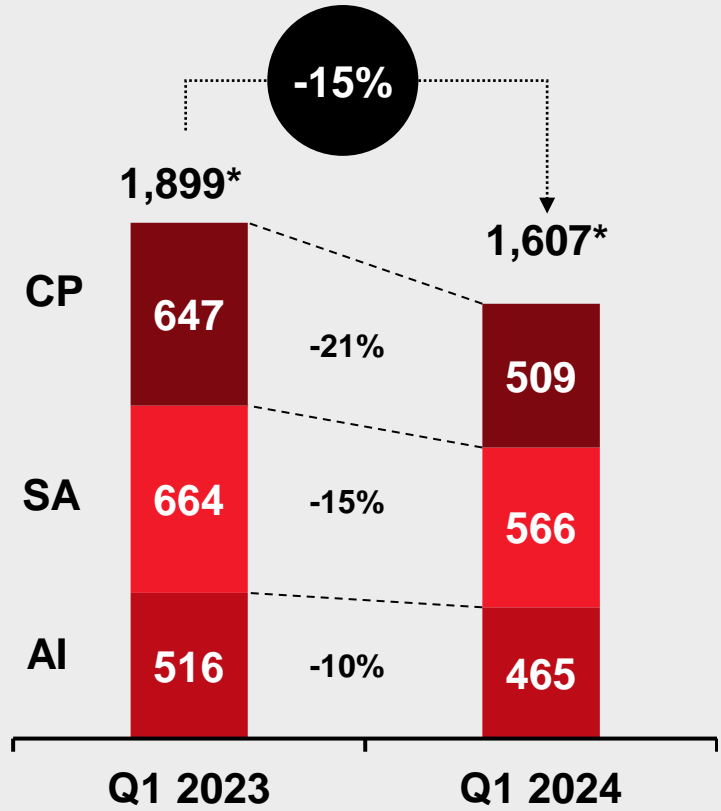
<sup>2</sup> Days sales of inventory calculated from quarterly sales

<sup>3</sup> Days of sales outstanding calculated from quarterly sales

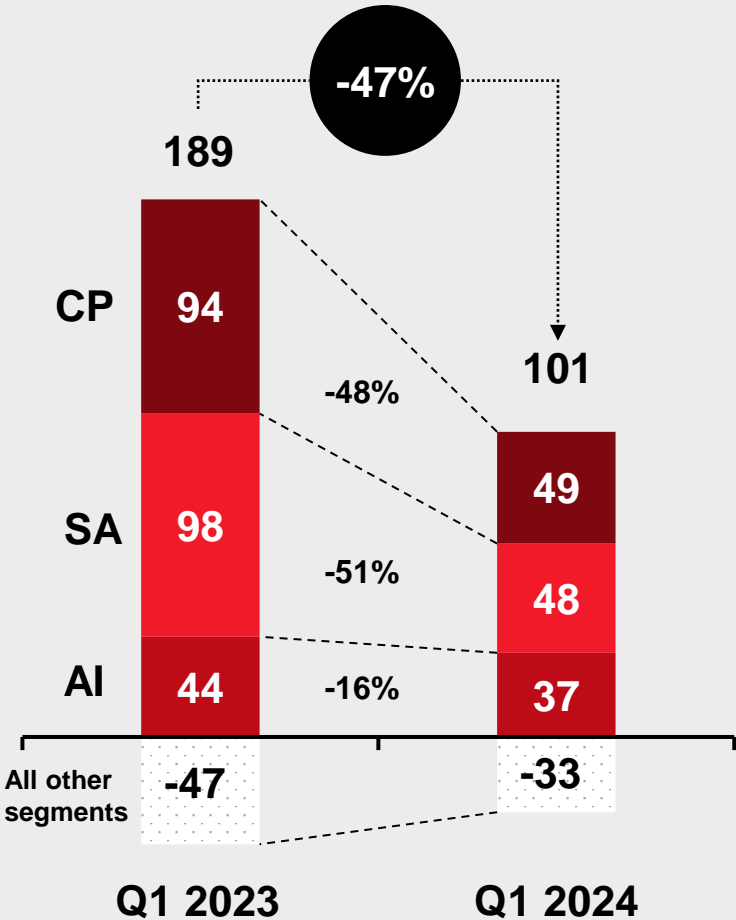
<sup>4</sup> Last twelve months sales

# Q1 2024: Demand weakness and destocking burden all segments, CP hit by suppliers' force majeure

Sales [€ m]



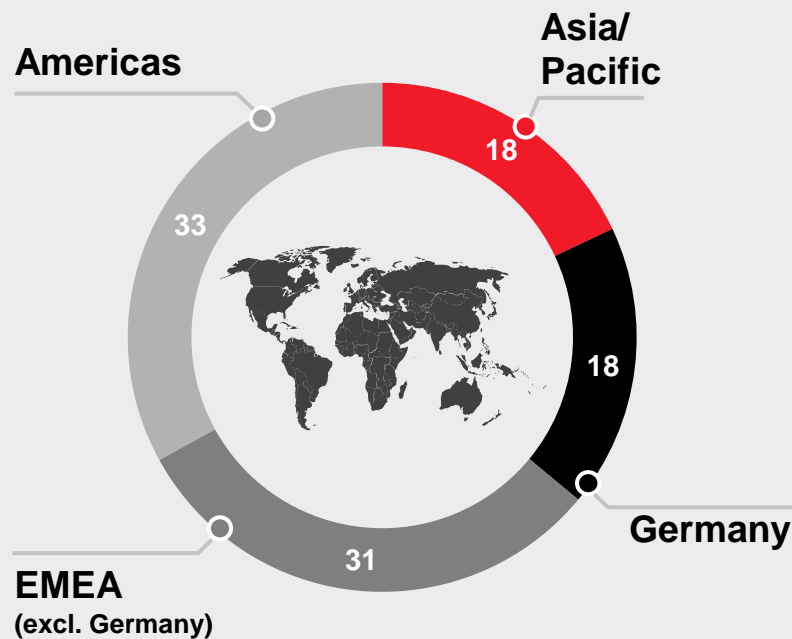
EBITDA pre [€ m]



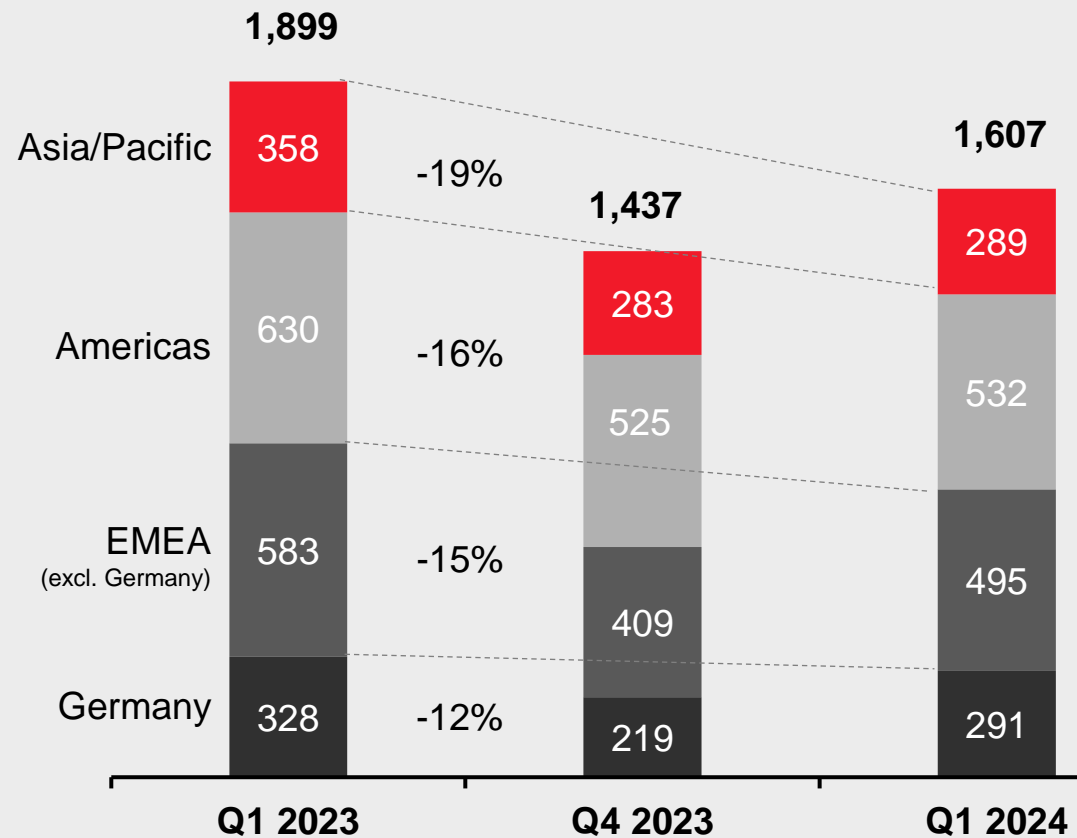
\* Total group sales including all other segments

# Q1 2024: All regions impacted by sales decline

Q1 2024 sales by region [%]



Regional development of sales [€ m]



YOY  
Operational  
development\*

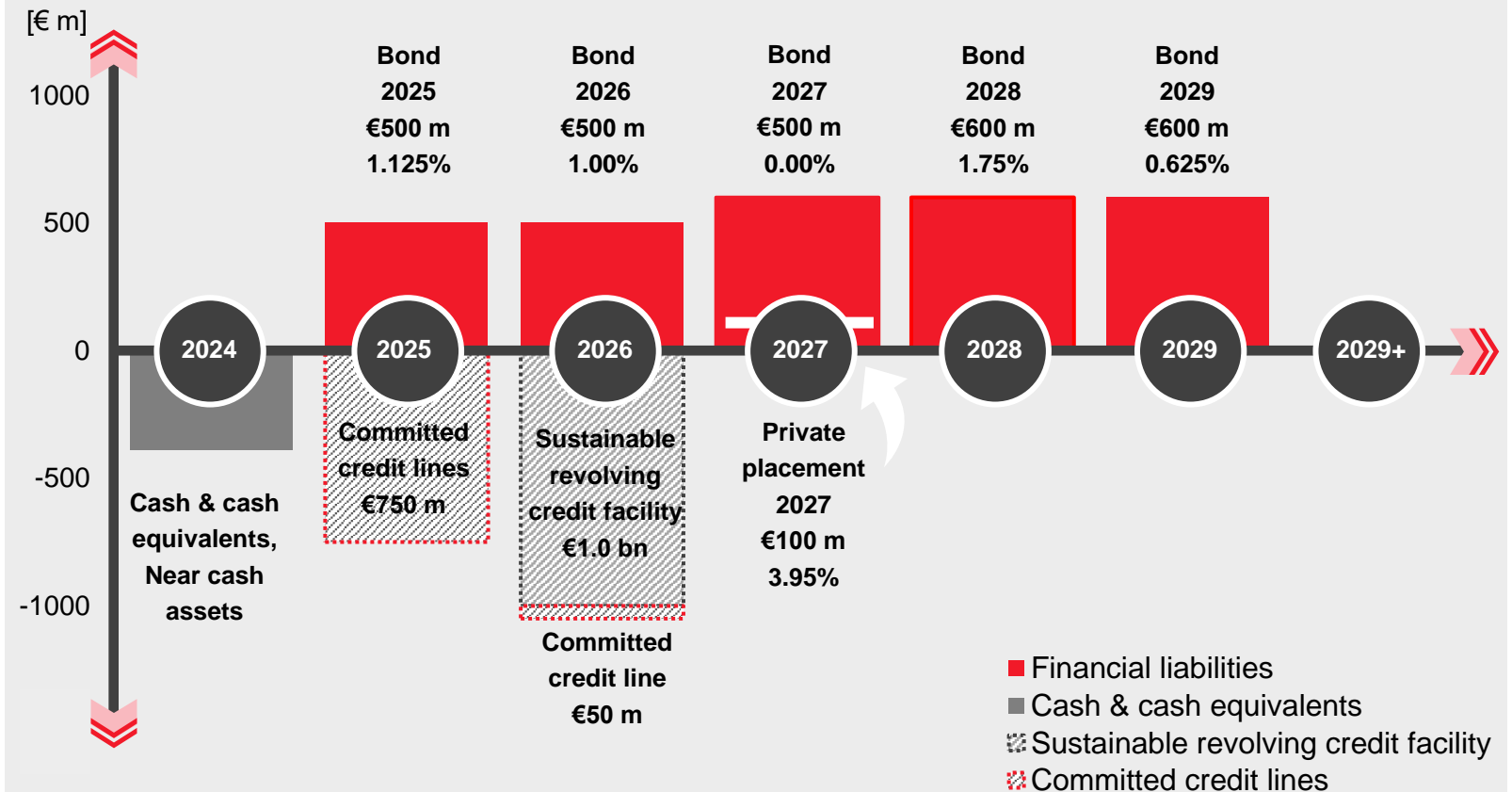
\* Currency adjusted

# LANXESS maturity profile without refinancing need in 2024 and pre-financed 2025 maturity

## Long-term financing secured

- Diversified financing sources
- Average interest rate of financial liabilities ~1.0%\*
- All group financing executed without financial covenants
- Next maturity in 2025

## Liquidity and maturity profile as per March 2024



\* 1.1% incl. financial leases

# Q1 exceptional items (EBIT) on PY level

[€ m]	Q1 2023		Q1 2024	
	Excep.	thereof D&A	Excep.	thereof D&A
Strategic realignment and restructuring (incl. FORWARD!)	-1	0	<b>-5</b>	<b>0</b>
M&A, digitalization and others	-12	-1	<b>-8</b>	<b>-1</b>
Strategic IT projects	-6	0	<b>-6</b>	<b>0</b>
<b>Total</b>	<b>-19</b>	<b>-1</b>	<b>-19</b>	<b>-1</b>

# Appendix



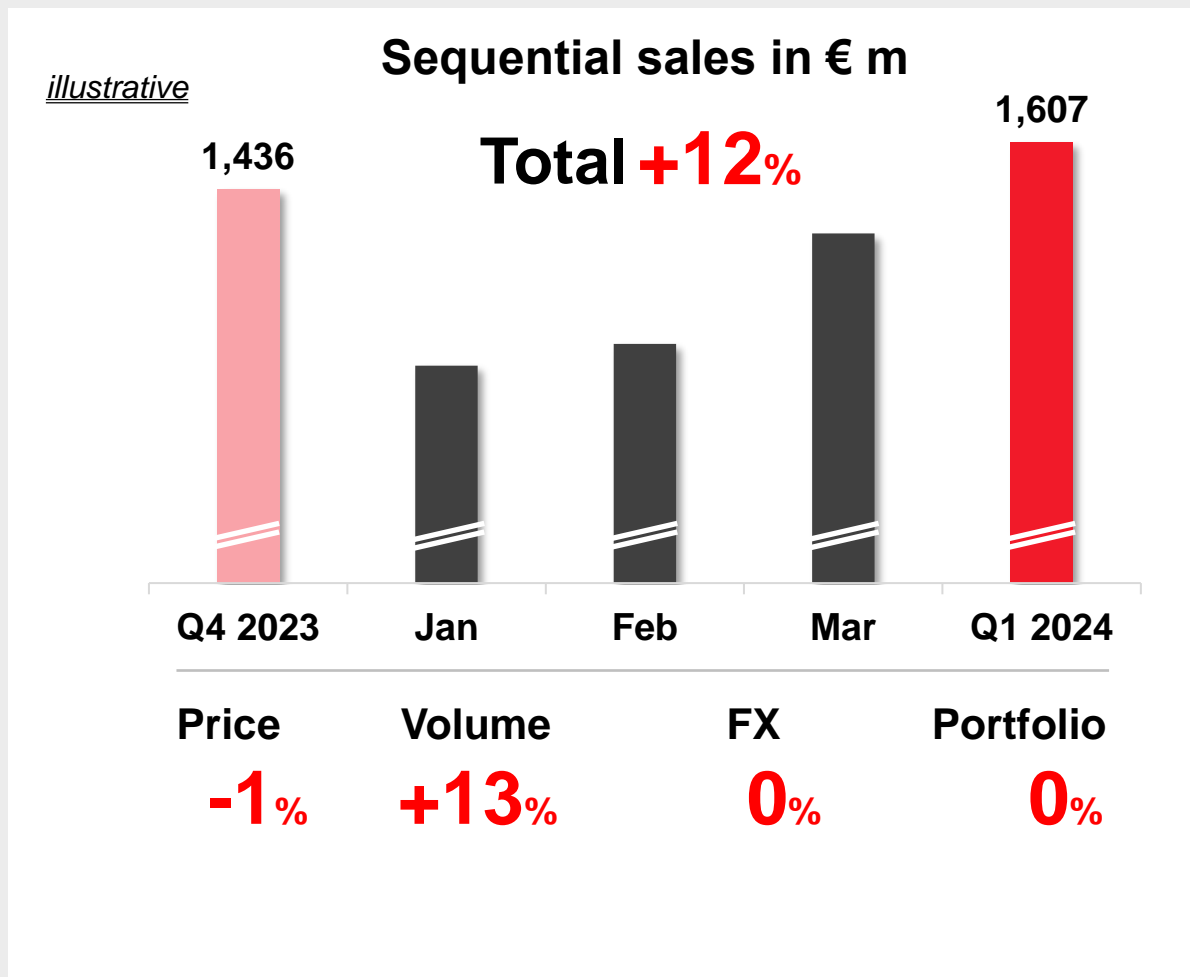
# Housekeeping items 2024\*

<b>Capex</b>	<b>~€350 m</b>
<b>Operational D&amp;A</b>	<b>~€550 m</b> (thereof <b>~€150 m</b> of intangible amortization effects)
<b>All other segments</b>	<b>~-€130 m</b> EBITDA pre
<b>Underlying tax rate</b>	<b>~26%- 27%</b>
<b>Exceptionals</b>	<b>~€60 m</b>
<b>FX sensitivity</b>	One cent change of USD/EUR resulting in <b>~€3 m</b> EBITDA pre impact after hedging

\* Including BU Urethane Systems



# First signs of volume improvements visible, however uncertainty remains high



Q1 in a nutshell:

- Broad volume pick-up sequentially, prices rather stable leading to nice sales increase; resulting in higher receivables at end of quarter
- Agro customers' de-stocking burdens
- Fading temp-savings offset ramp-up of structural FORWARD! Savings

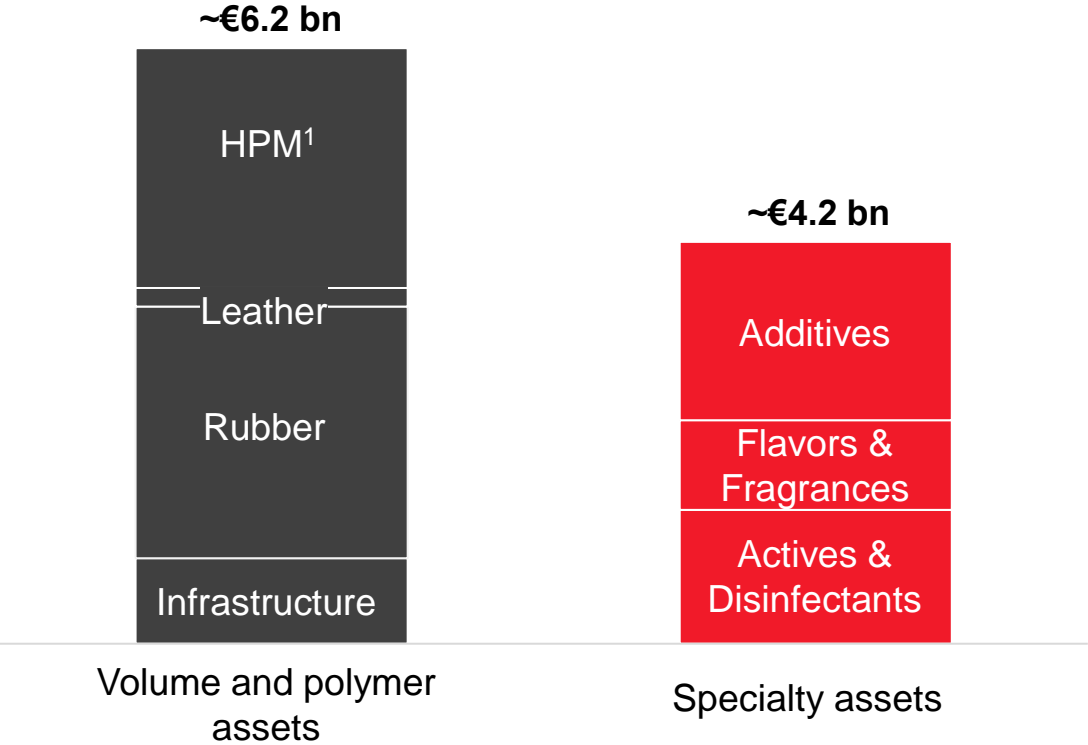


# LANXESS portfolio transformed towards a true specialty chemicals player



## Portfolio transactions since 2016

Transaction values



**Acquired businesses:**  
High profitability and cash generation  
Asset light  
Less cyclical

**Divested businesses:**  
Lower profitability  
Asset intensive  
More cyclical

# Strong portfolio of attractive businesses

## Consumer Protection



- Material Protection Products
- Flavors & Fragrances
- Saltigo
- Liquid Purification Technologies

- **Among top 3 players**
- **High profitability**
- **Asset light and high cash conversion**

## Specialty Additives



- Polymer Additives
- Lubricant Additives Business
- Rhein Chemie

- **Among top 3 players**
- **Small volume, high impact**
- **Integrated value chains**

## Advanced Intermediates




- Advanced Industrial Intermediates
- Inorganic Pigments

- **Among top 3 players**
- **Technology and process driven**
- **Market leader in Western hemisphere**

# A more balanced end-market exposure

## Balanced end-market exposure

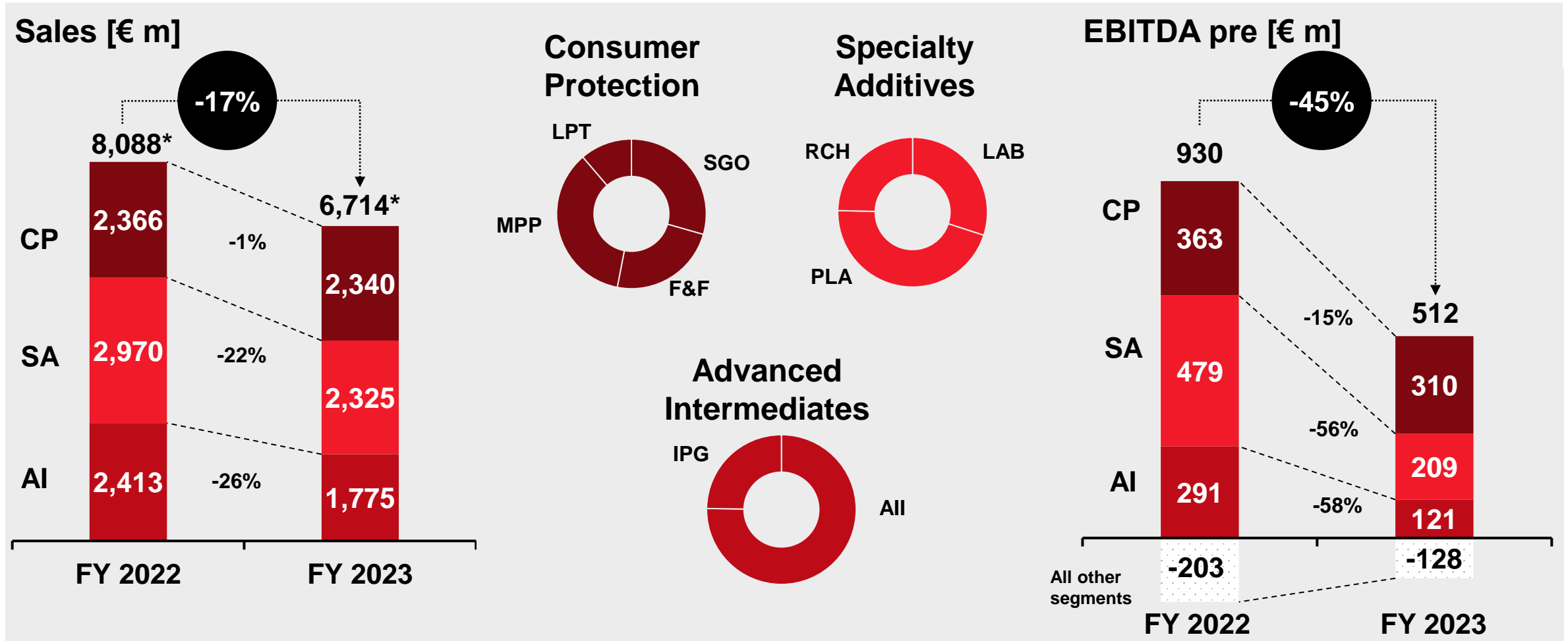


! Auto exposure reduced

! Higher portion of end-consumer focused markets

<sup>1</sup> Includes sales in the automotive, aviation and shipping industries including relevant electronic components.

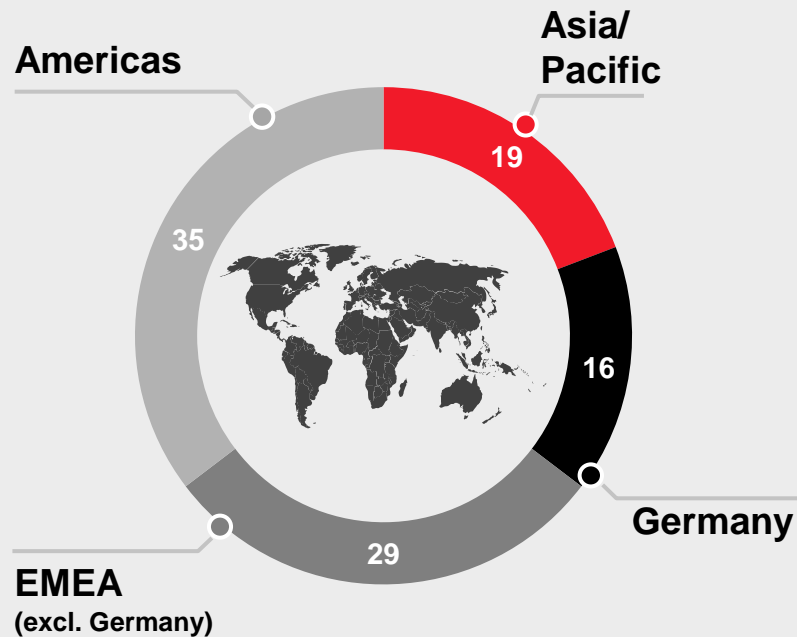
# FY 2023: Consumer Protection reports stable sales; EBITDA pre decreased in all segments



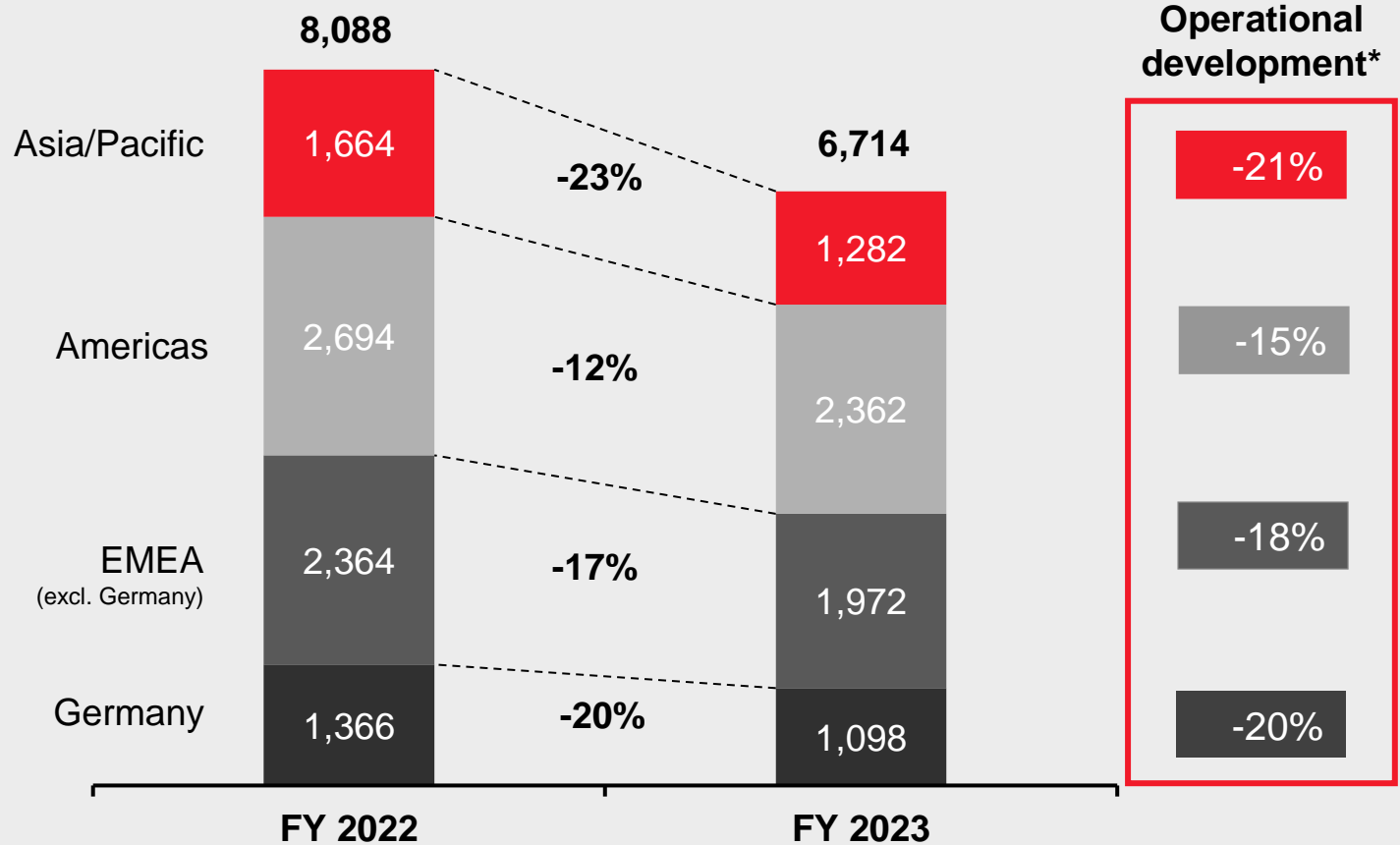
\* Total group sales including all other segments

# FY 2023: Americas with comparably lowest decrease

FY 2023 sales by region [%]



Regional development of sales [€ m]



\* Currency and portfolio adjusted

# Throughout all crises we secured our Investment Grade Rating



	Financial crisis 2008/2009	“Rubber crisis” 2013/2014	Covid pandemic 2020/2021	Gas crisis 2022	2023/2024
	Baa2 (stable)	Baa2 (negative)	Baa2 (stable)	Baa2 (stable)	Baa3 (negative)
	BBB (stable)	BBB (negative)	BBB (stable)	BBB (negative)	
	BBB (stable)	BBB (negative)			
			BBB+ (stable)	BBB+ (stable)	BBB (negative)

**Maintaining solid investment grade rating is key**

LANXESS decided to not continue to have three rating agencies in December 2022 due to cost sensitivity. Therefore, S&P rating was withdrawn in January 2023

# Management is significantly invested and in the shoes of investors

## Overview of managers' purchases since Q3 2023 reporting (November 8, 2023)

Name	Function	Date	Ø Price	Total quantity	Total volume
Matthias Zachert	CEO	March 14 & 15, 2024 (two purchases)	24.36 €	16,505 shares	402,070.84 €
Matthias Zachert	CEO	December 5, 2023	23.06 €	8,780 shares	202,425.25 €
Matthias Zachert	CEO	December 4, 2023	23.10 €	8,700 shares	201,000.03 €
Frederique van Baarle	Board member	December 8, 2023	25.88 €	3,025 shares	78,274.40 €
Hubert Fink	Board member	March 14 & 15, 2024 (two purchases)	24.49 €	9,056 shares	221,803.62 €
Oliver Stratmann	CFO	December 8, 2023	26.06 €	2,100 shares	54,720.00 €
Oliver Stratmann	CFO	November 8, 2023	23.66 €	2,000 shares	47,314.20 €

## Total holdings by active members of the Board of Management exceeds required value



Name	Function	Total number of shares
Matthias Zachert	CEO	102,635
Dr. Hubert Fink	Board member	39,856
Frederique van Baarle	Board member	7,986
Oliver Stratmann	CFO	10,567

Share ownership guideline: Over a period of four years, the members of the Board of Management are obliged to invest a defined proportion of their compensation in shares in LANXESS AG and verifiably hold the shares until the end of their service contract. The target is 150% for the CEO and 100% for all other board members.



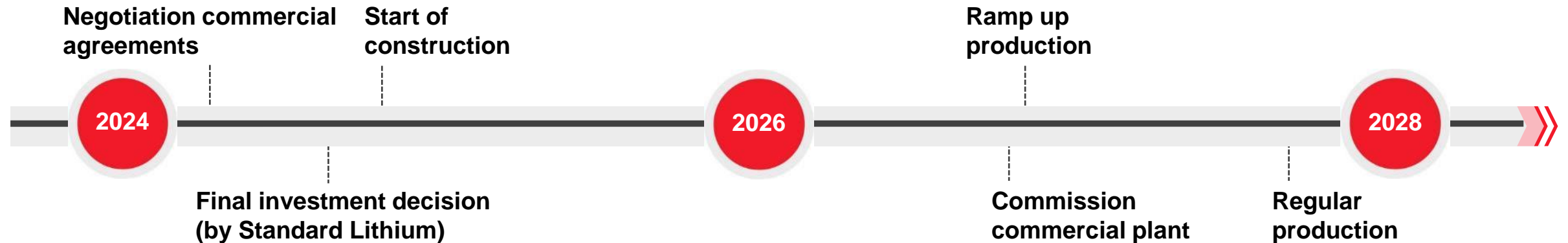
# LANXESS plans to supply Standard Lithium with lithium-rich brine

## Enhancing profitability

- Feasibility study of Standard Lithium confirms economic viability
- LANXESS opted for brine supply
- Long-term contract envisaged
- EBITDA contribution subject to current negotiations

## De-risking

- ✓ Making use of tail-brine after bromine extraction
- ✓ No investment from LANXESS needed; No associated cash out
- ✓ Margin contribution without risk



# We have defined clear targets and objectives for the sustainability areas we consider most important

## CLIMATE

- **Climate neutral by 2040 for Scope 1 & 2:  
-80% CO<sub>2</sub>e emissions by 2030 versus 2004**
- **Net zero by 2050 for Scope 3:  
-60% CO<sub>2</sub>e emissions by 2030 versus 2015**

## WATER

- **Reduction of absolute water withdrawal at water risk sites by 9% until end of 2028**

## PRODUCTS


- **Phase out of 2021/2023 roadmap products by 2026, innovate and substitute by 2030**

## SAFETY

- **Aiming for zero accidents**

## DIVERSITY

- **Proportion of women in management<sup>1</sup> at 30% in 2030**



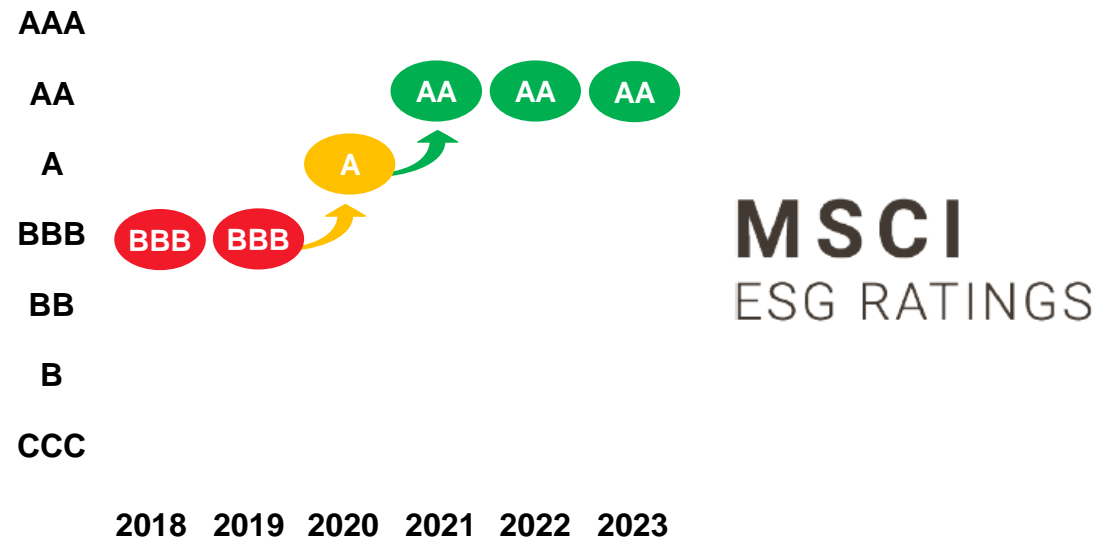
**Ambition: LANXESS, a leading, resilient, and sustainable company**

<sup>1</sup> Management refers to all managerial employees below the Board of management

# LANXESS achieves leading sustainability performance

## MSCI ESG confirms AA rating

- Second highest rating confirmed in third consecutive year
- Above average performance in Governance, water stress and carbon emission



## SBTi reconfirms LANXESS climate targets



- SBTi again approved alignment with 1.5°C pathway for 2030 emissions targets (Scope 1 and 2) after HPM carve-out (Envalor JV formation)
- According to SBTi, also the long-term targets (up to 2050) for the entire value chain (Scope 1, 2 and 3) are in line with the 1.5°C reduction pathway

Climate targets in line with 1.5°C pathway



# LANXESS as part of the chemical industry enables the transformation towards a sustainable society



## New Mobility



Chemicals for battery production enable GHG-reduced solutions such as e-mobility

## Renewable Energy



High-end materials such as lubricants support sustainable energy generation

## Water Treatment



Ion exchange resins can purify water providing drinking water and helping wastewater treatment

## Circular Economy



Recycling enables the recovery of molecules, reduces waste and makes re-use possible

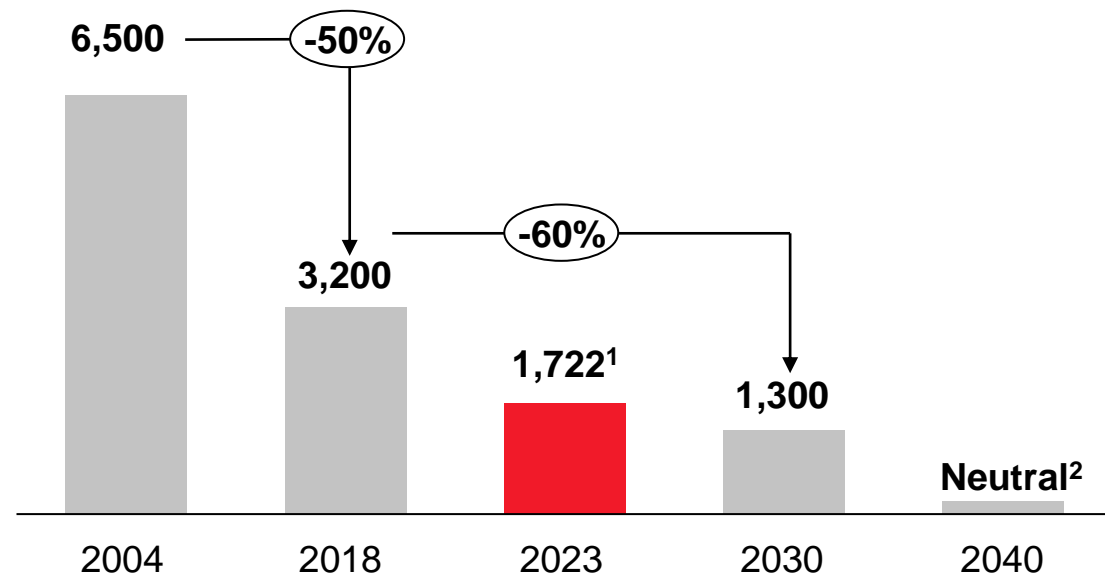
# Our projects to reduce Scope 1 and 2 emissions are on track

CLIMATE NEUTRAL 2040

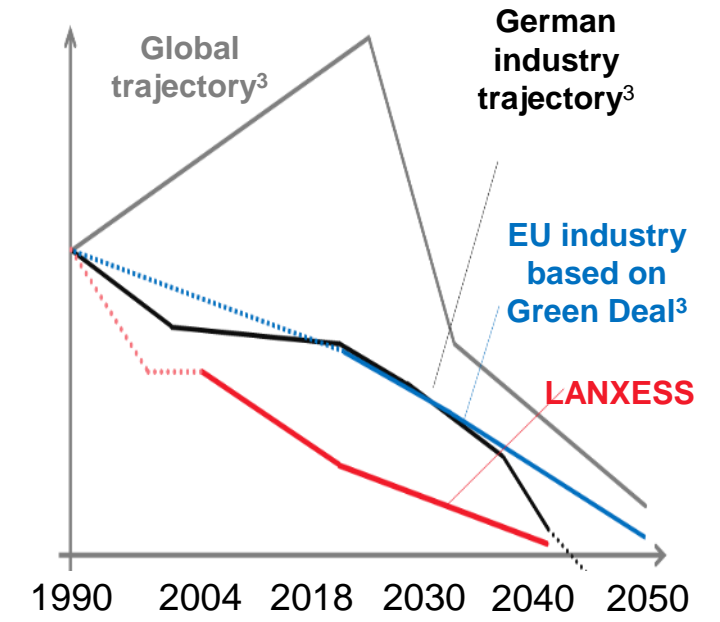
## Our path to climate neutrality

## We are ahead of EU regulation

- 1 Realize major impact projects
- 2 Decouple emissions & growth
- 3 Pursue technological innovations



in thousand metric tons of CO<sub>2</sub>e Scope 1 and 2 emissions



Scope 1 and 2 emissions

## We are on track to achieve target set for 2030

<sup>1</sup> Only continuing operations. 2023 figure distorted by very low utilization. | <sup>2</sup> Climate neutral: Less than 220k tons of CO<sub>2</sub> equivalents (e) per year. These will be reduced through compensation measures. | <sup>3</sup> Estimation based on AGORA Energiewende

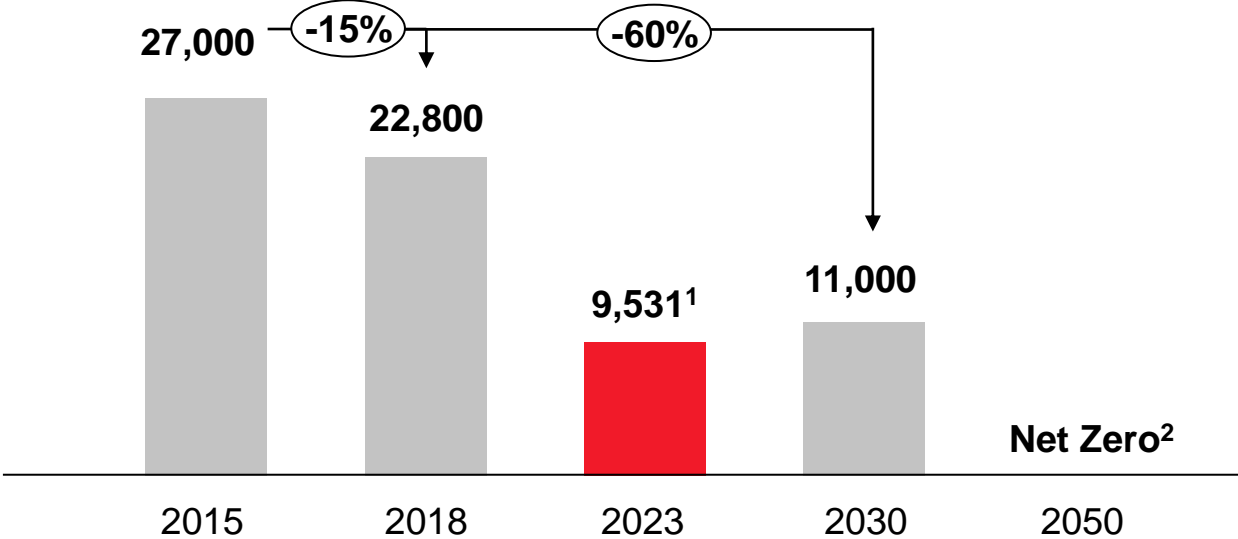
# We aim to reduce and ultimately neutralize our Scope 3 value chain emissions



NET ZERO VALUE CHAIN

## Our path to Net Zero

- 1 Use of sustainable raw materials
- 2 Transition to green logistics
- 3 Increasingly offer low-carbon and climate-neutral products



in thousand metric tons of CO<sub>2</sub>e Scope 3 emissions

**We are on track to achieve target set for 2030**

<sup>1</sup> Only continuing operations. 2023 figure distorted by very low utilization.

<sup>2</sup> "Net zero" will be achieved by a combination of positive and negative emissions during the life-cycle. Final 10% of emissions will be reduced by compensation measures.

# We strive for a sustainable, climate-neutral product portfolio without compromising product performance

NET ZERO VALUE CHAIN

Increasingly offer low-carbon and climate-neutral products (examples)



**X Lewatit®**  
Scopeblue

- First sustainable ion exchange resin used in water filter cartridges
- Resins are based on bio-circular acrylonitrile resulting in a sustainable raw material share of more than 90%
- Production in compliance with certified ISCC Plus standards

**X Trimethylolpropane**  
Scopeblue

- Is used in resins and polyurethane applications
- TMP Scopeblue is based on more than 50% circular Butyraldehyd as a raw material (ISCC Plus certified)
- Sustainable drop-in for existing formulations without compromising performance

# Contact details Investor Relations



**Ulrike Rockel**  
Head of Treasury & Investor Relations

Tel.: +49 221 8885 5458  
Fax.: +49 221 8885 4944  
Mob.: +49 175 305 0458  
E-Mail: [ulrike.rockel@lanxess.com](mailto:ulrike.rockel@lanxess.com)



**André Simon**  
Head of Investor Relations

Tel.: +49 221 8885 3494  
Fax.: +49 221 8885 4944  
Mob.: +49 175 302 3494  
E-Mail: [andre.simon@lanxess.com](mailto:andre.simon@lanxess.com)



**Markus Sieben**  
Institutional Investors / Analysts

Tel.: +49 221 8885 7344  
Fax.: +49 221 8885 4944  
Mob.: +49 151 7461 2913  
E-Mail: [markus.sieben@lanxess.com](mailto:markus.sieben@lanxess.com)



**Mirjam Reetz**  
ESG & Retail Investors

Tel.: +49 221 8885 1272  
Fax.: +49 221 8885 4944  
Mob.: +49 151 7461 3158  
E-Mail: [mirjam.reetz@lanxess.com](mailto:mirjam.reetz@lanxess.com)



**Doreen Pickartz**  
Investor Relations Assistant

Tel.: +49 221 8885 9834  
Fax.: +49 221 8885 4944  
Mob.: +49 151 7461 4637  
E-Mail: [doreen.pickartz@lanxess.com](mailto:doreen.pickartz@lanxess.com)

Visit the  
IR website





# Abbreviations



## Consumer Protection

<b>MPP</b>	Material Protection Products
<b>F&amp;F</b>	Flavors & Fragrances
<b>SGO</b>	Saltigo
<b>LPT</b>	Liquid Purification Technologies



## Specialty Additives

<b>PLA</b>	Polymer Additives
<b>LAB</b>	Lubricant Additives Business
<b>RCH</b>	Rhein Chemie



## Advanced Intermediates

<b>AI</b>	Advanced Industrial Intermediates
<b>IPG</b>	Inorganic Pigments

# Upcoming events 2024 - Proactive capital market communication

