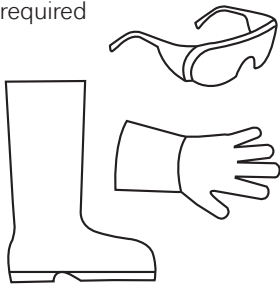


Preparing the solution

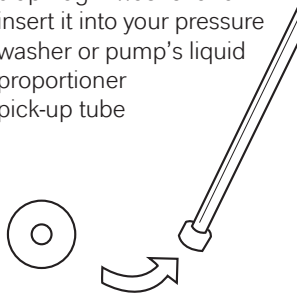
STEP 1

Site specific personal protective equipment required



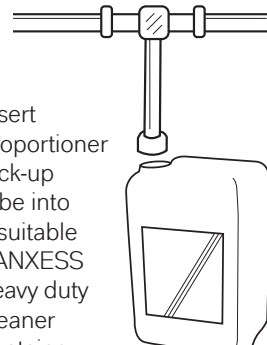
STEP 2

Select a 1% (1:100) diaphragm washer and insert it into your pressure washer or pump's liquid proportioner pick-up tube



STEP 3

Insert proportioner pick-up tube into a suitable LANXESS heavy duty cleaner container




STEP 4

Commence detergent cleaning procedure

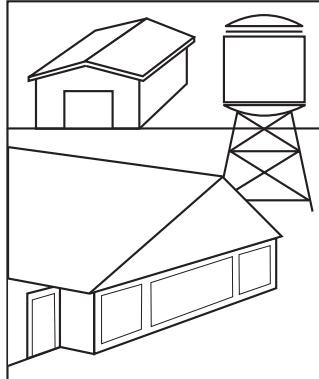


The LANXESS range of heavy duty cleaners can be used for:

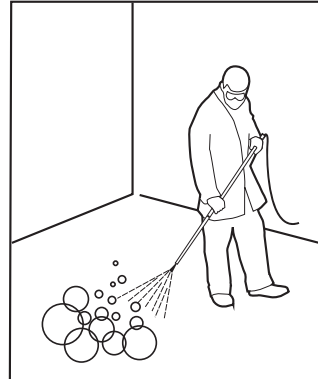
LIVESTOCK HOUSING




FARM BUILDINGS



PROCESSING PLANTS



HATCHERIES



LANXESS

Antec International Limited
 LANXESS Material Protection Products
 Windham Road, Chilton Industrial Estate,
 Sudbury, Suffolk, CO10 2XD
 United Kingdom
 biosecurity@lanxess.com
 virkon.com
 lanxess.com

This information and our technical advice – whether verbal, in writing or by way of trials – is subject to change without notice and given in good faith but without warranty or guarantee, express or implied, and this also applies where proprietary rights of third parties are involved. Our advice does not release you from the obligation to verify the information currently provided - especially that contained in our safety data and technical information sheets - and to test our products as to their suitability for the intended processes and uses. The application, use and processing of our products and the products manufactured by you on the basis of our technical advice are beyond our control and, therefore, entirely your own responsibility. Our products are sold in accordance with the current version of our General Conditions of Sale and Delivery.

The specified uses and registered claims for the product may vary from country to country. Please contact LANXESS to verify country-specific approved uses.

Use biocides safely. Always read the label and product information before use.